



ZOME GREENLINES

EXPANSION KIT

PARTS LIST:

50  This Zome GreenLines Expansion Kit contains **306** Zome Pieces — with 50 Zome Balls, 96 New Zome Green Struts in 2 sizes, 144 New Zome Blue Green Struts in 3 sizes, and 16 standard medium Zome Blue Struts.

48  **New!** Zome Green Struts — in 2 sizes!

48  **New!** Zome Blue Green Struts — in 3 sizes!

48 

48 


16 

What's a Zome GreenLine? It's an amazing new addition to the Zome System. If you have used any other Zome Kit (and you should have if you are using this expansion kit), you have worked with Blue Struts, Yellow Struts and Red Struts. The new Zome GreenLines Expansion Kit offers new angles, new structures and a world of new possibilities!

Visit www.zomesystem.com to get more information and parts! To speak with us, call 1-888-ZOMEFUN

Zometool, Inc., 1526 South Pearl St., Denver, CO 80210 303.733.2880 © 2002 Zometool, Inc., Zome, Zome System and Zometool are Registered Trademarks of Zometool, Inc. — US Patent RE 33785

Take Zome to the next level with these NEW Green Struts!



Expand Your Zome World!

306 Zome Pieces from this kit let you grow your existing Zome collection in new dimensions! New GreenLine models demonstrate the power of this long-awaited expansion of the Zome System. Step-by-step illustrations take you through the challenging world of Zome GreenLines!




CAUTION!

THIS **ADVANCED KIT** IS FOR EXPERIENCED ZOME USERS ONLY! **DO NOT BUY THIS KIT UNLESS YOU ALREADY USE ZOME!**

NOT RECOMMENDED FOR CHILDREN UNDER 12

BEFORE USING THIS KIT, YOU SHOULD HAVE:
• Zome Researcher, Creator, Explorer or Adventurer Kit
• Working familiarity with Zome components and structures

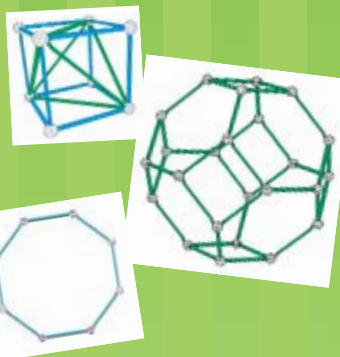


NOT RECOMMENDED FOR CHILDREN UNDER 12 YEARS OF AGE.


The ingenious new **GreenLines**

Combined with other Zome kits, Zome GreenLines expand the Zome System. Now you can build:

- True diagonals to Blue Squares and Cubes
 - Oct-tet Trusses
 - Regular Platonic Solids and their Truncations
 - Regular Octagons and Archimedean Solids (in BlueGreenLines)
- And much more...



"This ingenious new angle on the 31-directional Zome System takes the genius another step beyond — to 61 dimensions!"

 **Warning: Swallowing Danger**
CONTAINS SMALL PARTS that are NOT suitable for children under 3 years of age.



Zome GreenLines

GETTING STARTED

Take a look at the ends of the Green Struts. Green Struts have a diamond cross section, yet go into *pentagonal holes*, the *same* holes that the Zome Red Struts usually go into. This makes it possible to build Zome in an entirely new direction!

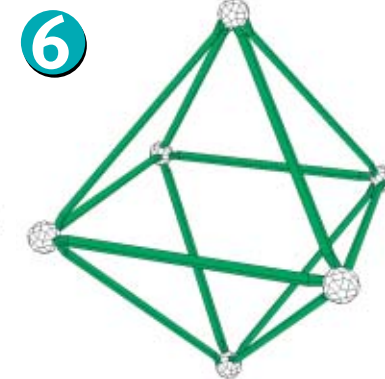
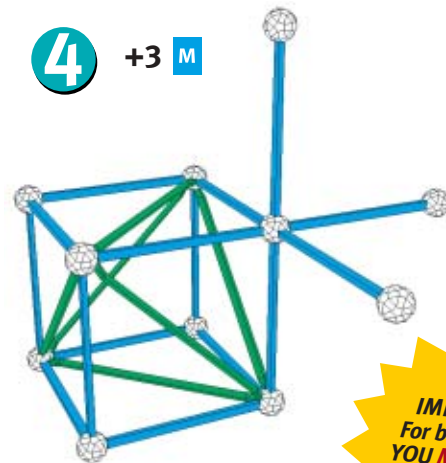
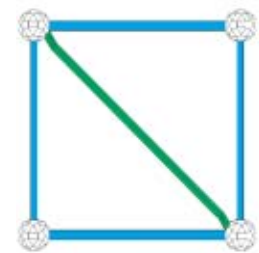
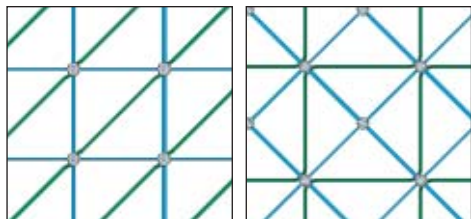
The 5 POSITIONS of GREENLINES

Each Green Strut can take 5 different positions in one pentagonal hole. Try it for yourself:



These are 5 different greenlines in space.

TILINGS of BLUES & GREENS



GREENS and BLUES IN 2 DIMENSIONS

Build a square with 4 balls and 4 medium blues. A medium green reaches from one corner of the square (1) to the opposite corner. Snap it into the 2 correct pentagonal holes. (Distort your square a bit to get the medium green in.)

In 3 DIMENSIONS: Build a REGULAR TETRAHEDRON inside a CUBE

The same relationship between blues and greens exists in 3 dimensions. Build a medium blue cube (2) around the square you made in (1). Put a medium green strut across each face.

Now 4 of the 8 cube corners are connected by greens (3).

Grow a REGULAR OCTAHEDRON

Extend one corner of the cube in 3 directions with 3 medium blues (4).



Connect the ends of the 6 mutually perpendicular blues coming out of that one corner ball to form an octahedron (5). Now you can

remove parts to reveal the octahedron (6) or the tetrahedron (7) alone. This model demonstrates the relationship between the cube, the regular octahedron and regular tetrahedron.

BLUE GREENS

Blue greens have the same length as a blue line but take the same direction in space as a green line.

They can be used with blues to make the regular octagon, the five Platonic (regular) solids with the same edge length, and some of the Archimedean (semi-regular) solids.

WARNING! BLUE GREEN STRUTS ARE NOT PART OF TRUE ZOME GEOMETRY!

Even though you can build a stop sign, blue greens are really a dead end! Once you start using blue greens in your models, the parts don't line up in space the way they do in real Zome constructions.

Build a REGULAR OCTAGON using BLUE GREENS

Build a square with 3 medium blues on each edge (8).

"Cut" the corners of the square with 4 medium greens (9); remove the blue corners.

Now replace the medium greens with medium blue greens (10).

