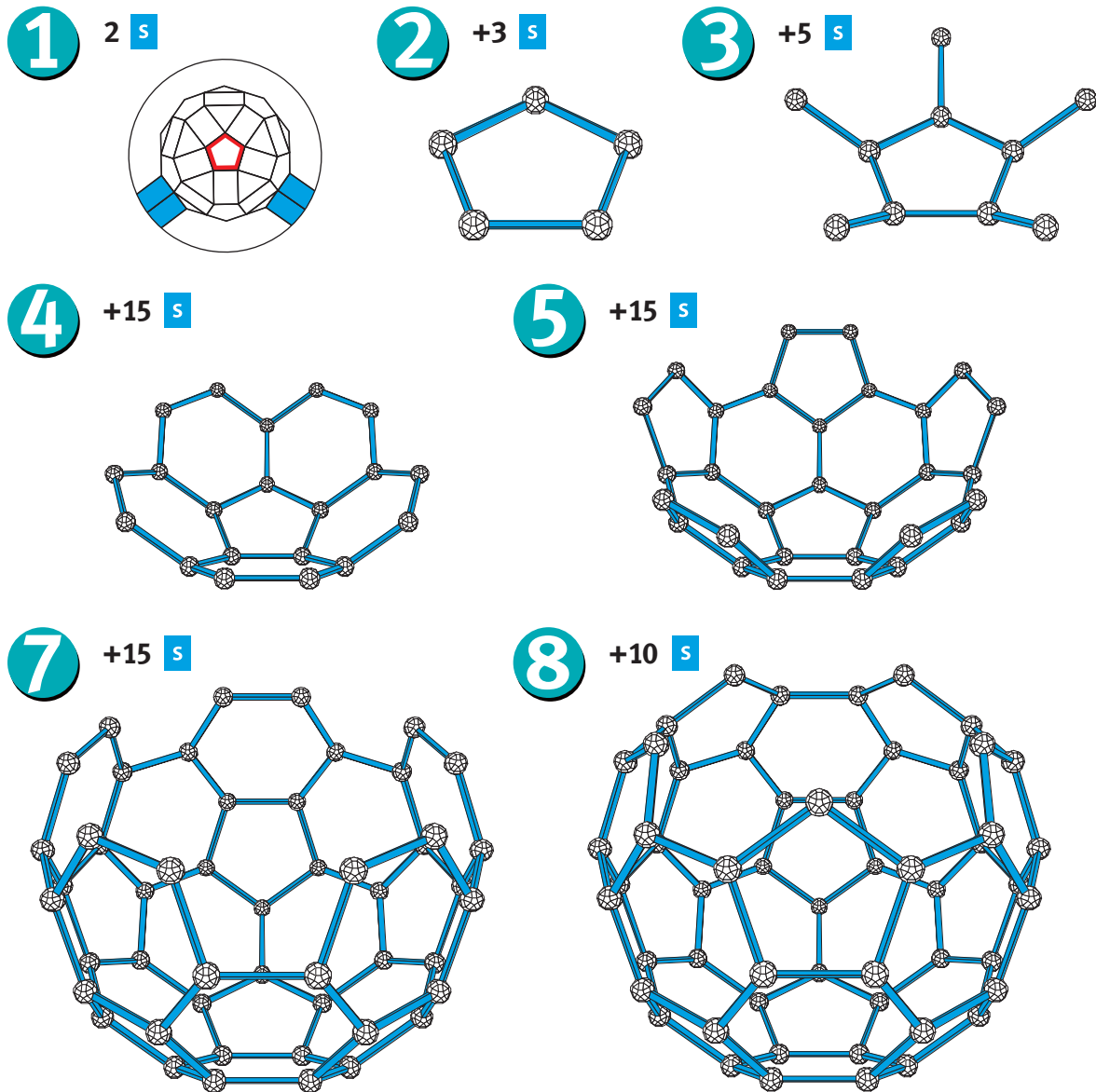
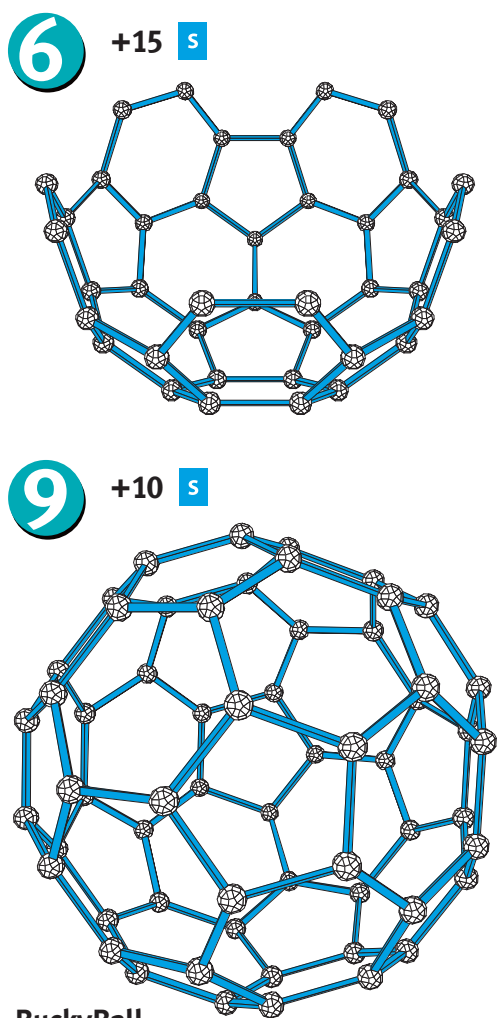


Zome BuckyBall



INCLUDES STEP-BY-STEP INSTRUCTIONS
TO MAKE IT EASY TO BUILD A NANOTUBE,
A DOMED-NANOTUBE AND A BUCKYBALL.



BuckyBall

PROFESSIONAL SERIES

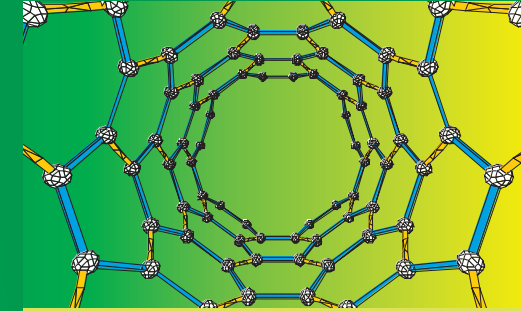
Zome

SCIENTIFIC

NANOTUBE







NOT RECOMMENDED FOR CHILDREN
UNDER 12 YEARS OF AGE.



ZOME NANOTUBE


PARTS LIST:

- This Zome Nanotube Kit contains **275** Zome Pieces — with 110 Zome Balls, 105 short Blue, 10 medium Blue and 50 short Yellow Struts.
- 110 
 - 105 **S** 
 - 10 **M** 
 - 50 **S** 

Go to www.zomesystem.com for information on kits and parts, or call 1-888-966-3386

Zometool, Inc., 601 E. 48th Ave., Denver, CO 80216
303.297.3387 © 2003 Zometool, Inc., Zome, Zome System and Zometool are Registered Trademarks of Zometool, Inc. — US Patent RE 33785

Warning: Swallowing Danger
CONTAINS SMALL PARTS that are NOT suitable for children under 3 years of age.

Zome Nanotube

GETTING STARTED

Build either of the Zome Nanotubes below. The first, a slightly shorter Nanotube has a Domed end. At right, start again to build a straight Nanotube. With parts from additional Zome Kits, extend the Nanotube indefinitely! On the opposite side, build a BuckyBall.

